

General notes

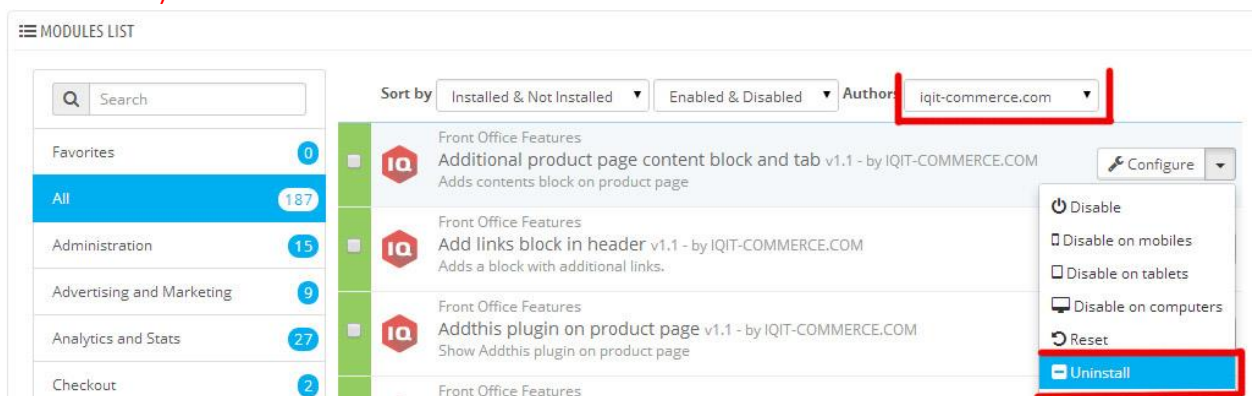
Because of a long list of modifications and changes in Prestashop it is not possible to make simple copy/paste update as usual. **It's mean if you want to upgrade you will loose all of your module and theme configuration, but your products and other data will stay.**

We also recommend to do first update on test shop.

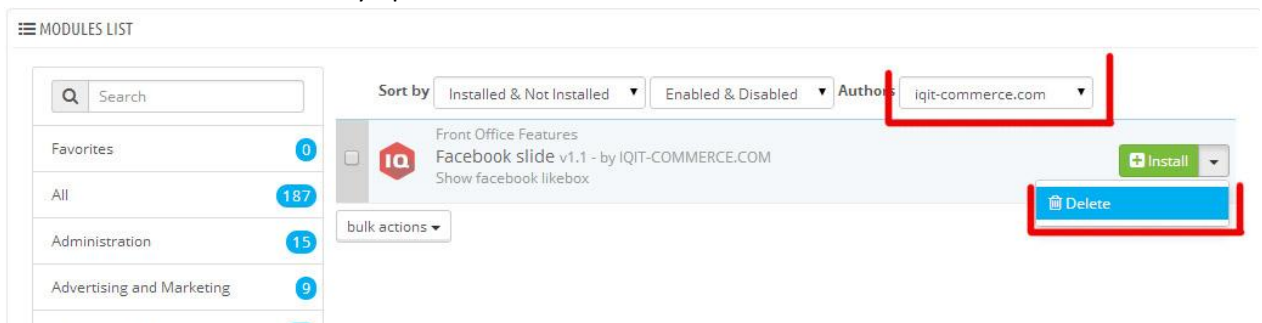
If you do not feel secure enough, We can do update from prestashop 1.5 to 1.6 and theme update for you. Cost \$50. We will be available to do this after May 20. For more info support@iqit-commerce.com

Procedure

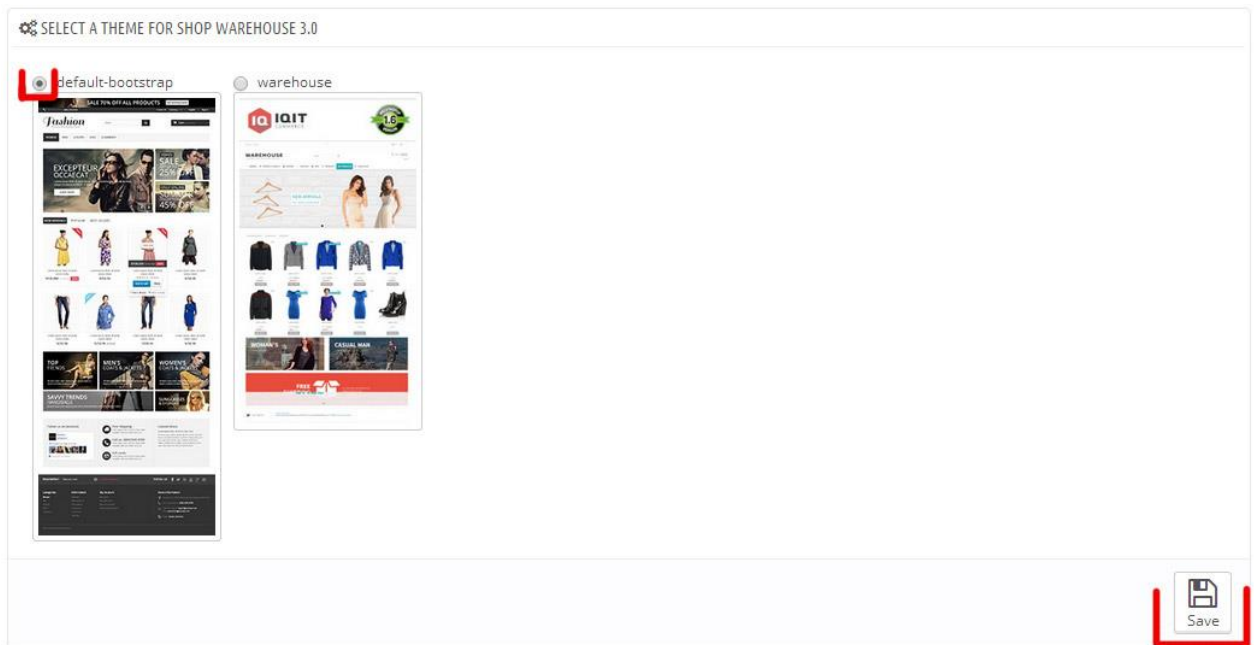
1. Backup your shop. We do not take responsibility for your data.
2. Update prestashop to version 1.6 more info:
<http://doc.prestashop.com/display/PS16/Updating+PrestaShop>
3. Uninstall all module developed by iqit-commere.com (!important – it is needed to do uninstall before delete)



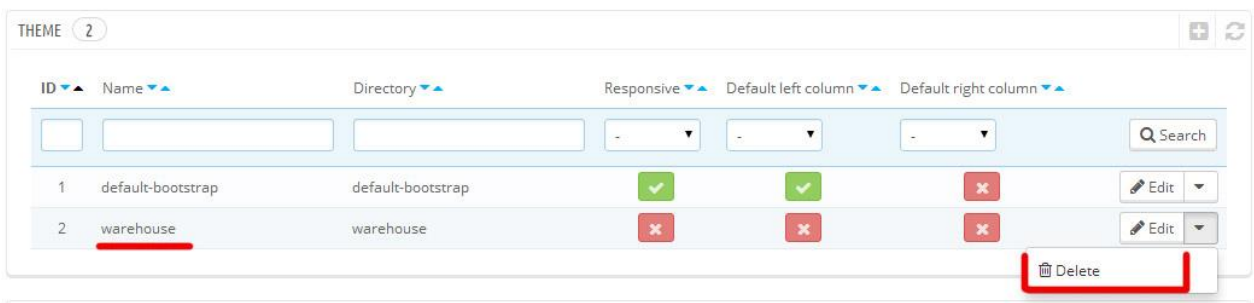
4. Delete all modules installed by iqit-commere.com



5. In Preferences -> themes: Select default theme and save



6. In Preferences -> themes: Delete old warehouse theme



7. Login to your ftp account
- Go to folder /override/classes and if you have any files here then remove .php files, **but keep index.php and folders**
 - Go to folder override/controllers/front classes and if you have any files here then remove .php, **but keep index.php and folders**

8. **Now it is time to install theme(follow video)**

<https://www.youtube.com/watch?v=xRZGv9dSaBQ&feature=youtu.be>

Fix for show all button on product list page. There is a prestashop bug, you need to apply this modification

<https://github.com/PrestaShop/PrestaShop/commit/ddfba4cd7d5589e85986a6617a672697119fbc89> only in classes/controller/FrontController.php